

50 State Property Tax Comparison Study, April 2015  
 From Lincoln Institute of Land Policy and Minnesota Center for Fiscal Excellence.  
 Selected values for Wichita.









Table	Title	U.S. Average	Wichita	Wichita Rank	U.S. compared to Wichita
Table 19	Commercial-Homestead Classification Ratios for Payable 2014, Urban Cities	1.710	2.173	11	
Table 22	Urban Homestead Property Taxes Payable 2014 \$150,000 valued property	\$2,235 or 1.490%	\$1,879 or 1.253%	27	
Table 25	Urban Commercial Property Taxes Payable 2014 \$100,000 valued property \$20,000 fixtures	\$2,519 or 2.099%	\$3,289 or 2.741%	14	
Table 25	Urban Commercial Property Taxes Payable 2014 \$1,000,000 valued property \$200,000 fixtures	\$25,883 or 2.157%	\$35,163 or 2.741%	15	
Table 25	Urban Commercial Property Taxes Payable 2014 \$25,000,000 valued property \$3,000,000 fixtures	\$656,499 or 2.188%	\$822,289 or 2.741%	15	
Table 26	Urban Industrial Property Taxes (50% Personal Property) Payable 2014 \$100,000 Valued Property \$50,000 Machinery and Equipment \$40,000 Inventories \$10,000 Fixtures	\$2,993 or 1.497%	\$2,996 or 1.498%	25	
Table 26	Urban Industrial Property Taxes (50% Personal Property) Payable 2014 \$1,000,000 Valued Property \$500,000 Machinery and Equipment \$400,000 Inventories \$100,000 Fixtures	\$31,536 or 1.577%	\$29,957 or 1.498%	26	
Table 26	Urban Industrial Property Taxes (50% Personal Property) Payable 2014 \$25,000,000 Valued Property \$12,500,000 Machinery and Equipment \$10,000,000 Inventories \$2,500,000 Fixtures	\$798,309 or 1.597%	\$748,935 or 1.498%	27	












Table	Title	U.S. Average	Wichita	Wichita Rank	U.S. compared to Wichita
Table 27	Urban Industrial Property Taxes (60% Personal Property) Payable 2014 \$100,000 Valued Property \$75,000 Machinery and Equipment \$60,000 Inventories \$15,000 Fixtures	\$3,362 or 1.345%	\$3,142 or 1.257%	28	
Table 27	Urban Industrial Property Taxes (60% Personal Property) Payable 2014 \$1,000,000 Valued Property \$750,000 Machinery and Equipment \$600,000 Inventories \$150,000 Fixtures	\$35,839 or 1.434%	\$31,424 or 1.257%	31	
Table 27	Urban Industrial Property Taxes (60% Personal Property) Payable 2014 \$25,000,000 Valued Property \$18,750,000 Machinery and Equipment \$15,000,000 Inventories \$3,750,000 Fixtures	\$906,115 or 1.450%	\$785,612 or 1.257%	32	
Table 32	Commercial Property Taxes Payable 2014 \$100,000 valued property \$20,000 fixtures	\$2,430 or 2.025%	\$3,289 or 2.741%	9	
Table 32	Commercial Property Taxes Payable 2014 \$1,000,000 valued property \$200,000 fixtures	\$24,917 or 2.076%	\$32,892 or 2.741%	10	
Table 32	Commercial Property Taxes Payable 2014 \$25,000,000 valued property \$5,000,000 fixtures	\$635,089 or 2.117%	\$822,289 or 2.741%	11	
Table 33	Industrial Property Taxes (50% Personal Property) Payable 2014 \$100,000 Valued Property \$50,000 Machinery and Equipment \$40,000 Inventories \$10,000 Fixtures	\$3,105 or 1.552%	\$2,996 or 1.498%	23	
Table 33	Industrial Property Taxes (50% Personal Property) Payable 2014 \$1,000,000 Valued Property \$500,000 Machinery and Equipment \$400,000 Inventories \$100,000 Fixtures	\$32,958 or 1.648%	\$29,957 or 1.498%	27	

Table	Title	U.S. Average	Wichita	Wichita Rank	U.S. compared to Wichita
Table 33	Industrial Property Taxes (50% Personal Property) Payable 2014 \$25,000,000 Valued Property \$12,500,000 Machinery and Equipment \$10,000,000 Inventories \$2,500,000 Fixtures	\$836,535 or 1.673%	\$748,935 or 1.498%	28	
Table 34	Industrial Property Taxes (60% Personal Property) Payable 2014 \$100,000 Valued Property \$75,000 Machinery and Equipment \$60,000 Inventories \$15,000 Fixtures	\$3,599 or 1.440%	\$3,142 or 1.257%	27	
Table 34	Industrial Property Taxes (60% Personal Property) Payable 2014 \$1,000,000 Valued Property \$750,000 Machinery and Equipment \$600,000 Inventories \$150,000 Fixtures	\$38,871 or 1.440%	\$31,424 or 1.257%	32	
Table 34	Industrial Property Taxes (60% Personal Property) Payable 2014 \$25,000,000 Valued Property \$18,750,000 Machinery and Equipment \$15,000,000 Inventories \$3,750,000 Fixtures	\$982,098 or 1.571%	\$785,612 or 1.257%	32	